

CJ-series EtherCAT® Slave Unit

CJ1W-ECT21

CSM_CJ1W-ECT21_DS_E_1_1

Hi-speed I/O link based on EtherCAT

- NJ/CJ Series available as subsystem controller on EtherCAT.
- Interface with multiple networks such as EtherCAT and DeviceNet.



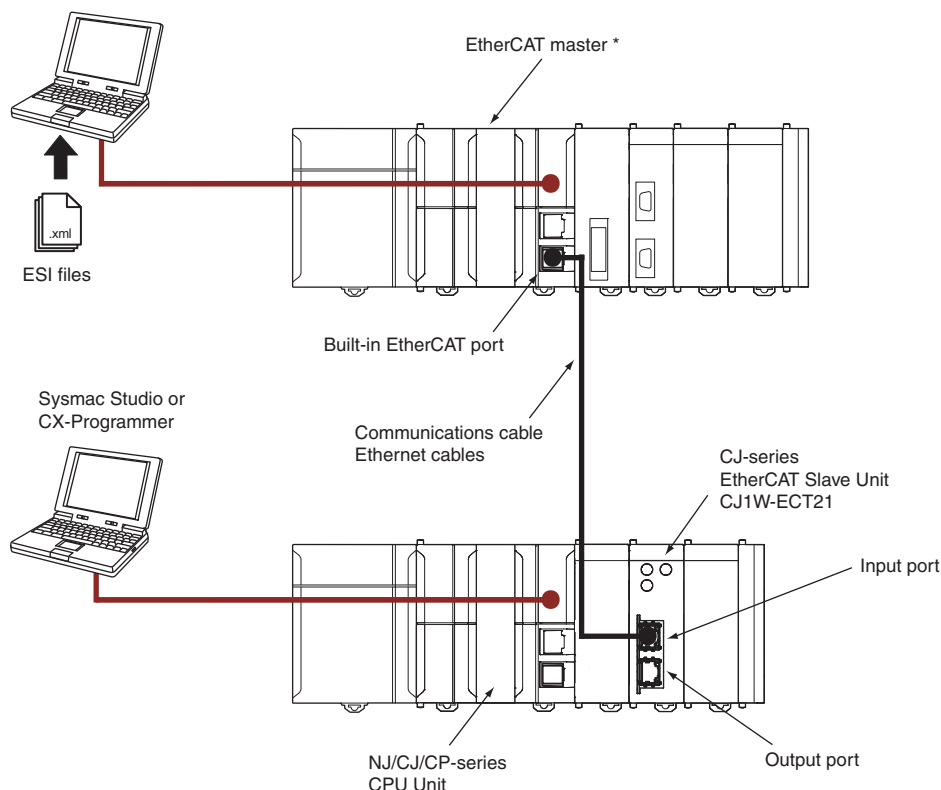
CJ1W-ECT21

Features

- Fast data exchange between EtherCAT master and CPU Unit.
- Adjustable data exchange sizes.
- Node address setting by rotary switches or software.
- Easy integration of networks used by CJ/NJ Series with EtherCAT.

System Configuration

Configuration Software



* An EtherCAT Slave Terminal cannot be connected to any of the OMRON CJ1W-NC□□81/□□82 Position Control Units even though they can operate as EtherCAT masters.

Sysmac is a trademark or registered trademark of OMRON Corporation in Japan and other countries for OMRON factory automation products. EtherCAT® is a registered trademark of Beckhoff Automation GmbH for their patented technology.

DeviceNet™ are the trademarks of ODVA.


Other company names and product names in this document are the trademarks or registered trademarks of their respective companies.

Ordering Information

International Standards

- The standards are abbreviated as follows: U: UL, U1: UL (Class I Division 2 Products for Hazardous Locations), C: CSA, UC: cULus, UC1: cULus (Class I Division 2 Products for Hazardous Locations), CU: cUL, N: NK, L: Lloyd, and CE: EC Directives.
- Contact your OMRON representative for further details and applicable conditions for these standards.

EtherCAT Slave Unit





Unit type	Product name	Specifications		No. of unit numbers allocated	Current consumption (A)		Model	Standards
		Communications cable	Communications functions		5 V system	24 V system		
CJ1 CPU Bus Unit	EtherCAT Slave Unit 	STP (shielded twisted-pair) cable of category 5 or higher with double shielding	Refreshing methods: Free-Run Mode PDO data sizes: TxPDO 400byte max./ RxPDO: 400byte max.	1	0.34	---	CJ1W-ECT21 *	UC1, CE, KC

* When using with the Machine Automation Controller NJ /NXSeries, use CPU Units with unit version 1.10 or later and the Sysmac Studio version 1.13 or higher.

Recommended EtherCAT Communications Cables

Use Straight STP (shielded twisted-pair) cable of category 5 or higher with double shielding (braiding and aluminum foil tape) for EtherCAT.

Cable with Connectors

Item	Appearance	Recommended manufacturer	Cable length(m) *1	Model
Standard type Cable with Connectors on Both Ends (RJ45/RJ45) Wire Gauge and Number of Pairs: AWG27, 4-pair Cable Cable Sheath material: LSZH *2 Cable color: Yellow *3		OMRON	0.3	XS6W-6LSZH8SS30CM-Y
			0.5	XS6W-6LSZH8SS50CM-Y
			1	XS6W-6LSZH8SS100CM-Y
			2	XS6W-6LSZH8SS200CM-Y
			3	XS6W-6LSZH8SS300CM-Y
Rugged type Cable with Connectors on Both Ends (RJ45/RJ45) Wire Gauge and Number of Pairs: AWG22, 2-pair Cable		OMRON	0.3	XS5W-T421-AMD-K
			0.5	XS5W-T421-BMD-K
			1	XS5W-T421-CMD-K
			2	XS5W-T421-DMD-K
			5	XS5W-T421-GMD-K
Rugged type Cable with Connectors on Both Ends (M12 Straight/RJ45) Wire Gauge and Number of Pairs: AWG22, 2-pair Cable		OMRON	0.3	XS5W-T421-AMC-K
			0.5	XS5W-T421-BMC-K
			1	XS5W-T421-CMC-K
			2	XS5W-T421-DMC-K
			5	XS5W-T421-GMC-K
Rugged type Cable with Connectors on Both Ends (M12 Right-angle/RJ45) Wire Gauge and Number of Pairs: AWG22, 2-pair Cable		OMRON	0.3	XS5W-T422-AMC-K
			0.5	XS5W-T422-BMC-K
			1	XS5W-T422-CMC-K
			2	XS5W-T422-DMC-K
			5	XS5W-T422-GMC-K
			10	XS5W-T422-JMC-K

*1. Standard type cables length 0.2, 0.3, 0.5, 1, 1.5, 2, 3, 5, 7.5, 10, 15 and 20m are available.

Rugged type cables length 0.3, 0.5, 1, 2, 3, 5, 10 and 15m are available.

*2. The lineup features Low Smoke Zero Halogen cables for in-cabinet use and PUR cables for out-of-cabinet use.

*3. Cables colors are available in blue, yellow, or Green

Note: For details, refer to Cat.No.G019.


Cables / Connectors

Wire Gauge and Number of Pairs: AWG24, 4-pair Cable

Item	Appearance	Recommended manufacturer	Model
Cables	----	Hitachi Metals, Ltd.	NETSTAR-C5E SAB 0.5 × 4P*
	----	Kuramo Electric Co.	KETH-SB*
	----	SWCC Showa Cable Systems Co.	FAE-5004*
RJ45 Connectors	----	Panduit Corporation	MPS588-C*

* We recommend you to use above cable and connector together.

Wire Gauge and Number of Pairs: AWG22, 2-pair Cable

Item	Appearance	Recommended manufacturer	Model
Cables	----	Kuramo Electric Co.	KETH-PSB-OMR*
	----	Nihon Electric Wire&Cable Co.,Ltd.	PNET/B*
RJ45 Assembly Connector		OMRON	XS6G-T421-1*

* We recommend you to use above cable and connector together.

Note: Connect both ends of cable shielded wires to the connector hoods.

General Specification

The general specifications conform to those of the CJ-series PLCs, CP-series PLCs and NSJ-series PLCs.

Specifications

EtherCAT Slave Unit CJ1W-ECT21

Item		Specification
Model number		CJ1W-ECT21
Applicable PLCs		NJ-series, CJ-series, CP-series, NSJ-series
Unit classification		CPU Bus Unit
Applicable unit numbers		0 to F
Mounting position		CPU Rack or Expansion Rack
Number of Units that can be mounted		16 Units max. (you must allocate unique words)
CPU Unit words used	Allocated CIO Area words (CPU Bus Unit words) *1	25 words/Unit (one unit number's words) Unit Status 1, Unit Status 2, Slave Status 1, Slave Status 2
	Allocated DM Area words (CPU Bus Unit words) *2	100 words/Unit (one unit number's words) I/O Communication Area Setting Table, I/O Communication Area Reference Table
	Other I/O memory *3	I/O communication area in any area *4
	CPU Bus Unit setting area	Not used
Transmission specifications	Communications protocol	EtherCAT protocol
	Modulation	Baseband
	Baud rate	100 Mbps
	Physical layer	100BASE-TX (IEEE 802.3)
	Topology	Depends on the specifications of the EtherCAT master
	Transmission media	Category 5 or higher twisted-pair cable (Recommended cable: double-shielded cable with aluminum tape and braiding)
	Transmission distance	Distance between nodes: 100 m or less
	Send/receive PDO data sizes	Allocatable IN and OUT data area sizes of 0, 50, 100, 200 or 400 bytes
	Mailbox data size	Input: 512 bytes Output: 512 bytes
	Mailbox	Emergency messages and SDO requests
Refreshing methods	Free-Run Mode	
Node address setting range	1 to 255 (hardware switch setting) 1 to 65535 (software switch setting)	
Current consumption		340 mA max. at 5 V DC
Weight		97 g max.
Dimensions		31 × 90 × 65 mm (W × H × D)

*1. Access via the device variables for CJ-series Unit when using NJ-series CPU Units.

*2. Using the user-defined variable for R/W to the allocation area when using NJ-series CPU Units.

*3. The IN and OUT data exchanged with the EtherCAT master is designated to memory areas by configuring the I/O Communication Area Setting Table. Refer to "CJ-series EtherCAT Slave Units Operation Manual" for NJ-series CPU Unit (W542)

*4. Set with allocated DM area words (CPU Bus Unit words) or CX-Programmer when using CJ/CP/NSJ-series CPU Units.

EtherCAT Communications Specifications

Item	Specification
Communications standard	IEC 61158 Type 12
Physical layer	100BASE-TX (IEEE 802.3)
Modulation	Baseband
Baud rate	100 Mbps
Topology	Depends on the specifications of the EtherCAT master.
Transmission media	Category 5 or higher twisted-pair cable (Recommended cable: double-shielded cable with aluminum tape and braiding)
Transmission distance	Distance between nodes: 100 m or less

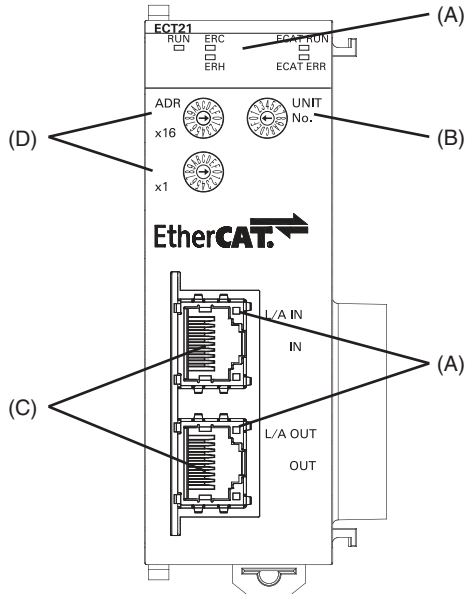
Unit Versions and Software Versions

Model number of EtherCAT Slave Unit	Unit version	Corresponding unit version/version *			
		Using NJ CPU Unit		Using CJ/CP/NSJ-series CPU Unit	
		Unit version of CPU Units	Sysmac Studio Version	Unit version of CPU Unit	CX-Programmer version
CJ1W-ECT21	Ver.1.0	Ver.1.10 or later	Ver.1.13 or higher	The oldest available version or later	Ver.9.54 or higher

* Some Units do not have all of the versions given in the above table. If a Unit does not have the specified version, support is provided by the oldest available version after the specified version. Refer to the user's manuals for the specific Units for the relation between models and versions.

External Interface

CJ1W-ECT21

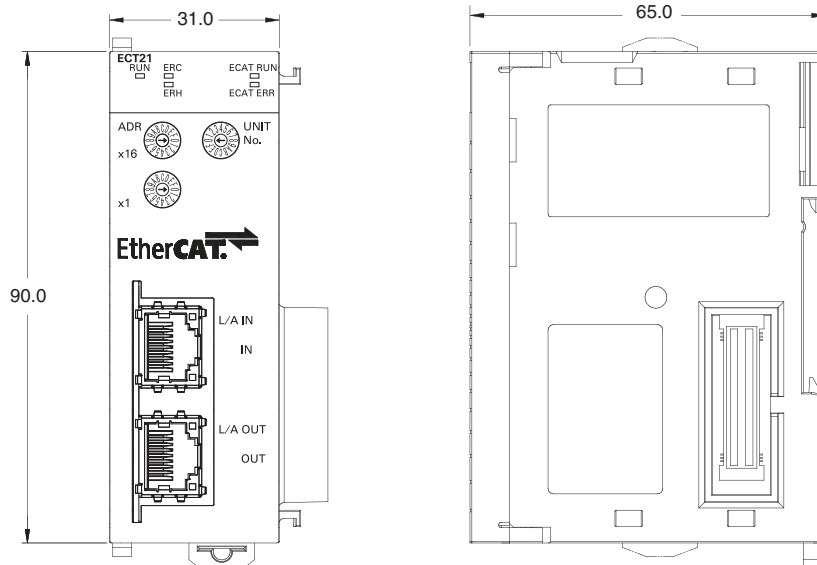


Letter	Name	Function
(A)	Indicators	The indicators show the current operating status of the Unit and the connection status of the IN and OUT EtherCAT ports.
(B)	Unit number switch	This switch sets the unit number of the EtherCAT Slave Unit as a one-digit hexadecimal value.
(C)	Communication connectors	These connectors are connected to the communications cables of the EtherCAT network. There are two connectors: one for the input port and one for the output port.
(D)	Node address switches	These switches set the node address as a two-digit hexadecimal value.

Dimensions

(Unit: mm)

CJ1W-ECT21



Related Manuals

Manual name	Cat No.	Model numbers	Applications	Description
CJ-series EtherCAT® Slave Units Operation Manual	W541	CJ1W-ECT21	Learning how to use an EtherCAT Slave Unit.	The following items are described: the overall system and configuration methods of an EtherCAT Slave Unit, information on hardware and functions to set up, control and monitor the EtherCAT Slave Unit.
CJ-series EtherCAT® Slave Units Operation Manual for NJ-series CPU Unit	W542	CJ1W-ECT21	Learning about the functions and operating procedures when the CJ-series EtherCAT Slave Unit is used in an NJ-series system configuration.	The functions and operating procedures when the CJ-series EtherCAT Slave Unit is used in an NJ-series system configuration are described.

Terms and Conditions Agreement

Read and understand this catalog.

Please read and understand this catalog before purchasing the products. Please consult your OMRON representative if you have any questions or comments.

Warranties.

(a) Exclusive Warranty. Omron's exclusive warranty is that the Products will be free from defects in materials and workmanship for a period of twelve months from the date of sale by Omron (or such other period expressed in writing by Omron). Omron disclaims all other warranties, express or implied.

(b) Limitations. OMRON MAKES NO WARRANTY OR REPRESENTATION, EXPRESS OR IMPLIED, ABOUT NON-INFRINGEMENT, MERCHANTABILITY OR FITNESS FOR A PARTICULAR PURPOSE OF THE PRODUCTS. BUYER ACKNOWLEDGES THAT IT ALONE HAS DETERMINED THAT THE PRODUCTS WILL SUITABLY MEET THE REQUIREMENTS OF THEIR INTENDED USE.

Omron further disclaims all warranties and responsibility of any type for claims or expenses based on infringement by the Products or otherwise of any intellectual property right. (c) Buyer Remedy. Omron's sole obligation hereunder shall be, at Omron's election, to (i) replace (in the form originally shipped with Buyer responsible for labor charges for removal or replacement thereof) the non-complying Product, (ii) repair the non-complying Product, or (iii) repay or credit Buyer an amount equal to the purchase price of the non-complying Product; provided that in no event shall Omron be responsible for warranty, repair, indemnity or any other claims or expenses regarding the Products unless Omron's analysis confirms that the Products were properly handled, stored, installed and maintained and not subject to contamination, abuse, misuse or inappropriate modification. Return of any Products by Buyer must be approved in writing by Omron before shipment. Omron Companies shall not be liable for the suitability or unsuitability or the results from the use of Products in combination with any electrical or electronic components, circuits, system assemblies or any other materials or substances or environments. Any advice, recommendations or information given orally or in writing, are not to be construed as an amendment or addition to the above warranty.

See <http://www.omron.com/global/> or contact your Omron representative for published information.

Limitation on Liability; Etc.

OMRON COMPANIES SHALL NOT BE LIABLE FOR SPECIAL, INDIRECT, INCIDENTAL, OR CONSEQUENTIAL DAMAGES, LOSS OF PROFITS OR PRODUCTION OR COMMERCIAL LOSS IN ANY WAY CONNECTED WITH THE PRODUCTS, WHETHER SUCH CLAIM IS BASED IN CONTRACT, WARRANTY, NEGLIGENCE OR STRICT LIABILITY.

Further, in no event shall liability of Omron Companies exceed the individual price of the Product on which liability is asserted.

Suitability of Use.

Omron Companies shall not be responsible for conformity with any standards, codes or regulations which apply to the combination of the Product in the Buyer's application or use of the Product. At Buyer's request, Omron will provide applicable third party certification documents identifying ratings and limitations of use which apply to the Product. This information by itself is not sufficient for a complete determination of the suitability of the Product in combination with the end product, machine, system, or other application or use. Buyer shall be solely responsible for determining appropriateness of the particular Product with respect to Buyer's application, product or system. Buyer shall take application responsibility in all cases.

NEVER USE THE PRODUCT FOR AN APPLICATION INVOLVING SERIOUS RISK TO LIFE OR PROPERTY OR IN LARGE QUANTITIES WITHOUT ENSURING THAT THE SYSTEM AS A WHOLE HAS BEEN DESIGNED TO ADDRESS THE RISKS, AND THAT THE OMRON PRODUCT(S) IS PROPERLY RATED AND INSTALLED FOR THE INTENDED USE WITHIN THE OVERALL EQUIPMENT OR SYSTEM.

Programmable Products.

Omron Companies shall not be responsible for the user's programming of a programmable Product, or any consequence thereof.

Performance Data.

Data presented in Omron Company websites, catalogs and other materials is provided as a guide for the user in determining suitability and does not constitute a warranty. It may represent the result of Omron's test conditions, and the user must correlate it to actual application requirements. Actual performance is subject to the Omron's Warranty and Limitations of Liability.

Change in Specifications.

Product specifications and accessories may be changed at any time based on improvements and other reasons. It is our practice to change part numbers when published ratings or features are changed, or when significant construction changes are made. However, some specifications of the Product may be changed without any notice. When in doubt, special part numbers may be assigned to fix or establish key specifications for your application. Please consult with your Omron's representative at any time to confirm actual specifications of purchased Product.

Errors and Omissions.

Information presented by Omron Companies has been checked and is believed to be accurate; however, no responsibility is assumed for clerical, typographical or proofreading errors or omissions.